

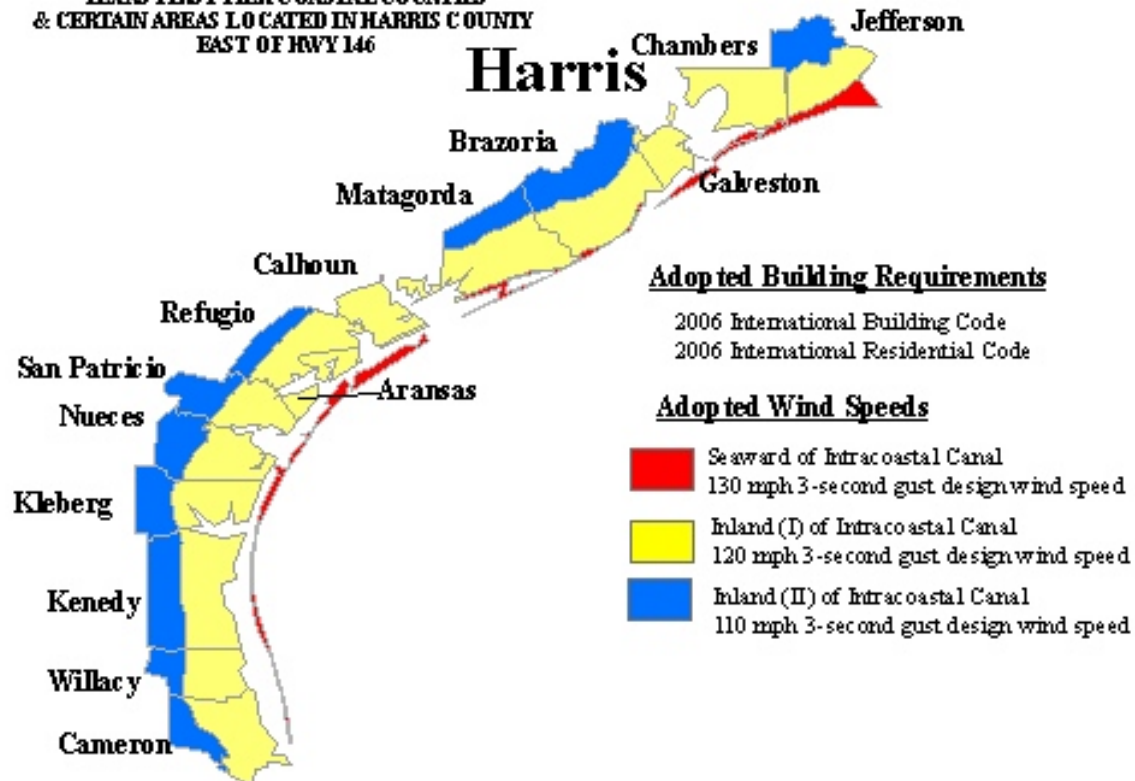
Texas Department of Insurance

For reference only. Please consult local code officials for specific code requirements prior to ordering product.

Designated Areas

Designated Catastrophe Areas

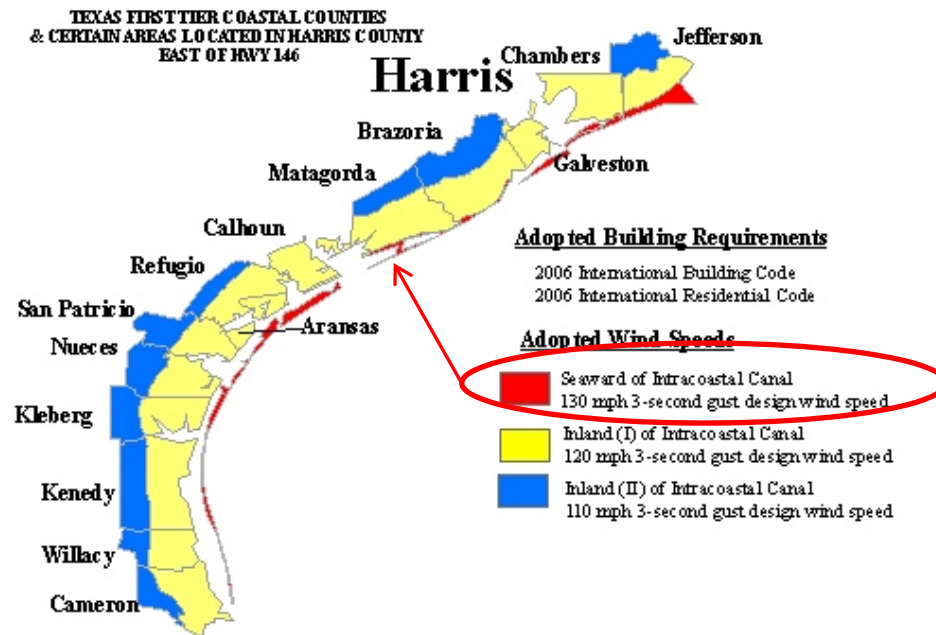
TEXAS FIRST TIER COASTAL COUNTIES
& CERTAIN AREAS LOCATED IN HARRIS COUNTY
EAST OF HWY 146



For reference only. Please consult local code officials for specific code requirements prior to ordering product.

What is Seaward

Designated Catastrophe Areas



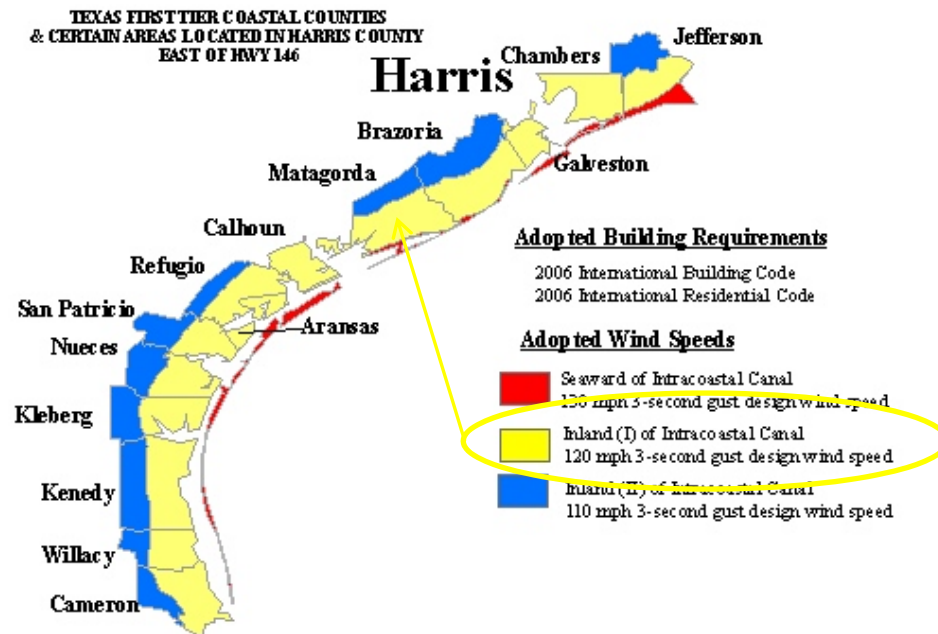
- Seaward Area consists of the barrier islands along the Texas coastline
- There is little to no obstruction from an approaching storm
- These areas will absorb the full impact from the approaching storm
- On all new construction, additions, renovations and repairs, windborne debris protection must be provided on **all** exterior openings

For reference only. Please consult local code officials for specific code requirements prior to ordering product.

What is Inland I

- On all new construction, additions, renovations and repairs, windborne debris protection must be provided on all **glazed** openings

Designated Catastrophe Areas

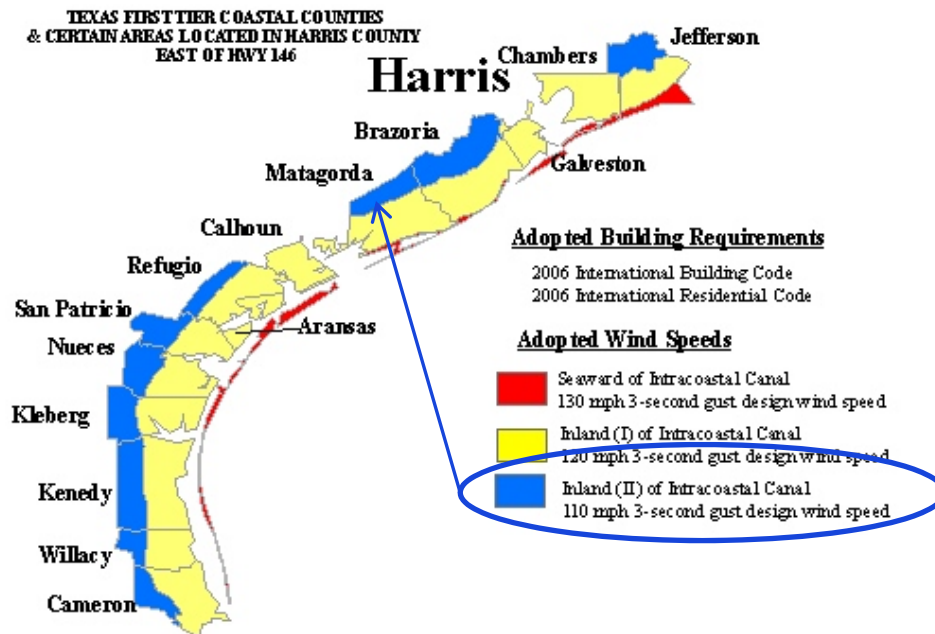


For reference only. Please consult local code officials for specific code requirements prior to ordering product.

What is Inland II

- There are no wind borne debris requirements for Inland II




Designated Catastrophe Areas



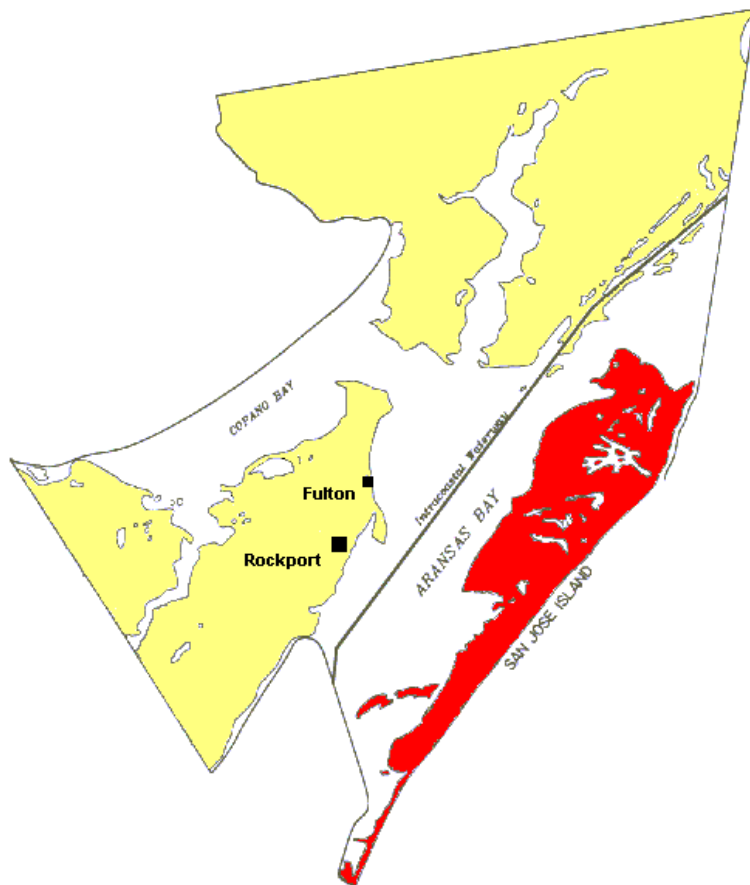
For reference only. Please consult local code officials for specific code requirements prior to ordering product.

County Specific

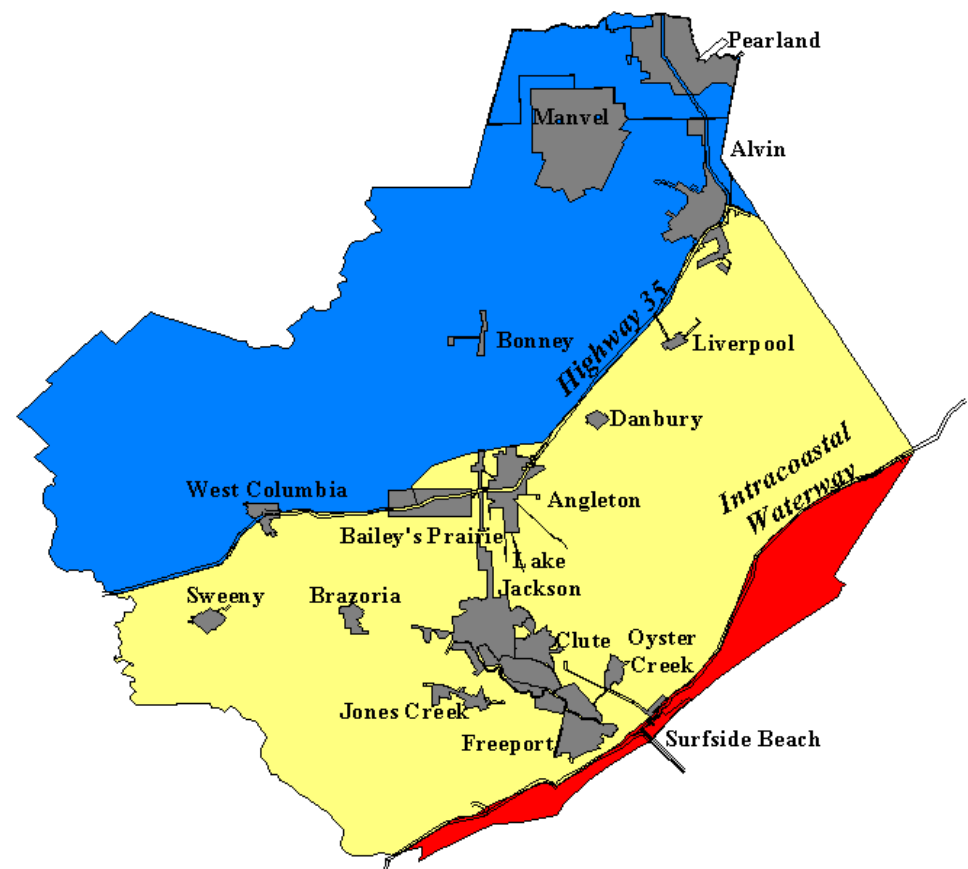
Adopted Wind Speeds

-  Seward of Intracoastal Canal
130 mph 3-second gust design wind speed
-  Inland (I) of Intracoastal Canal
120 mph 3-second gust design wind speed
-  Inland (II) of Intracoastal Canal
110 mph 3-second gust design wind speed

- Aransas County






- Brazoria County



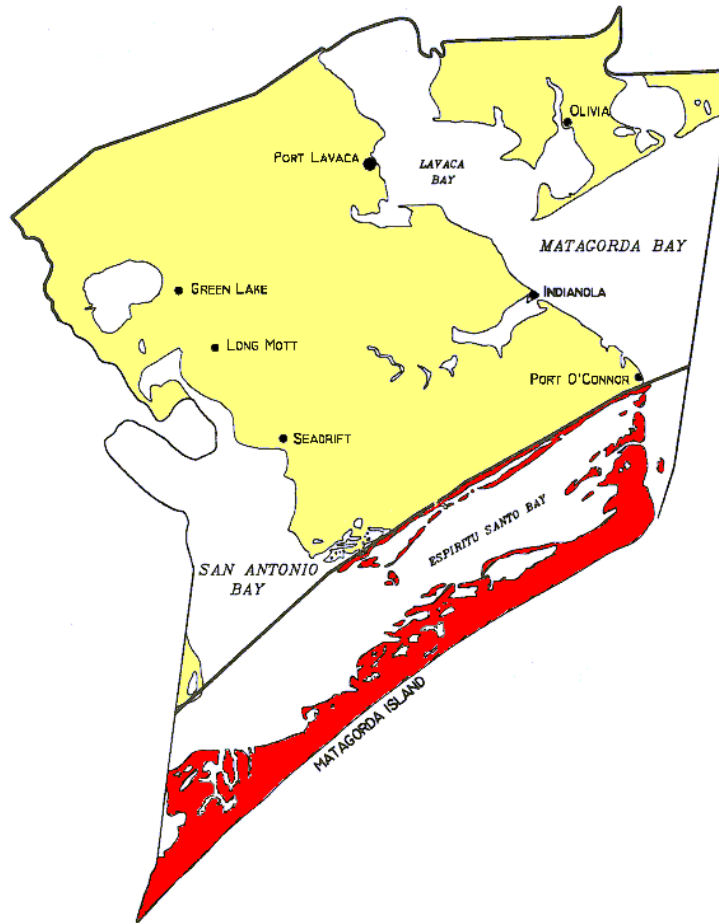
For reference only. Please consult local code officials for specific code requirements prior to ordering product.

County Specific

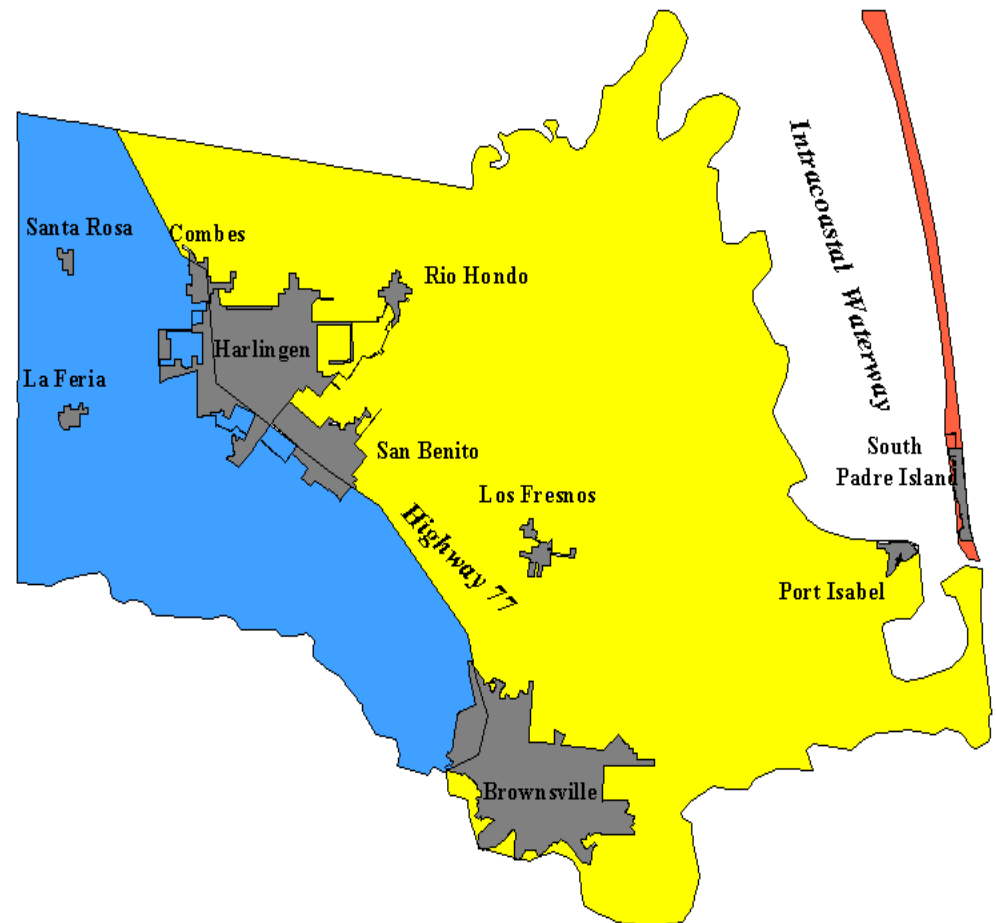
Adopted Wind Speeds

-  Seward of Intracoastal Canal
130 mph 3-second gust design wind speed
-  Inland (I) of Intracoastal Canal
120 mph 3-second gust design wind speed
-  Inland (II) of Intracoastal Canal
110 mph 3-second gust design wind speed

- Calhoun County






- Cameron County



For reference only. Please consult local code officials for specific code requirements prior to ordering product.

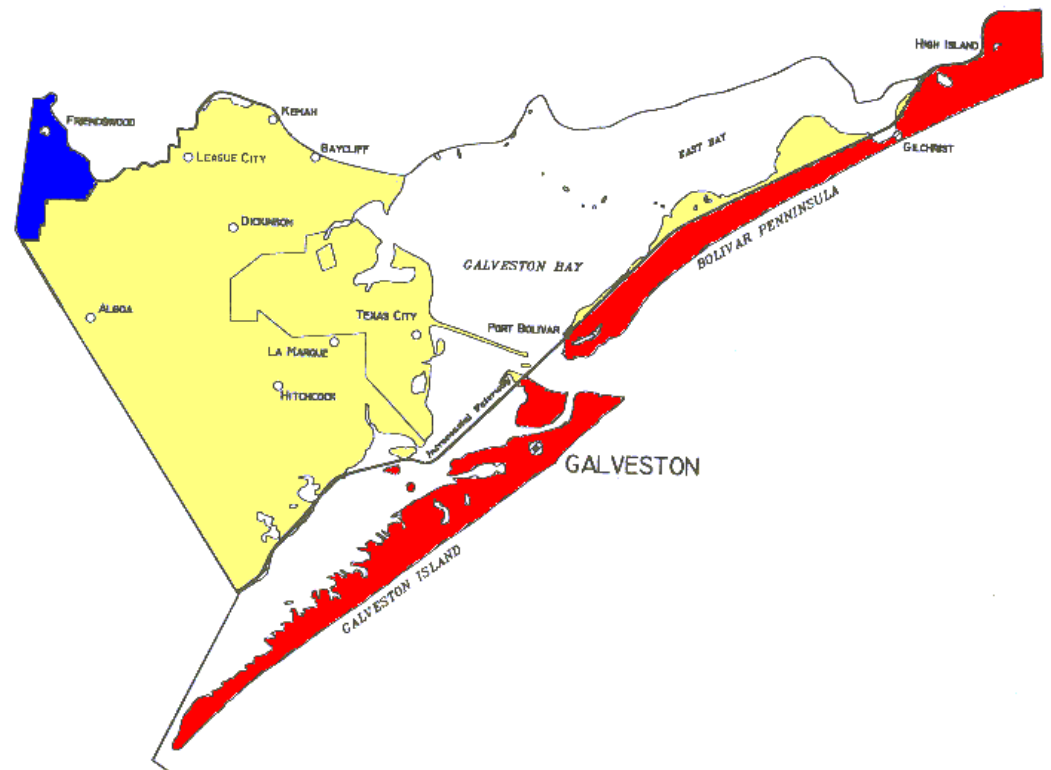
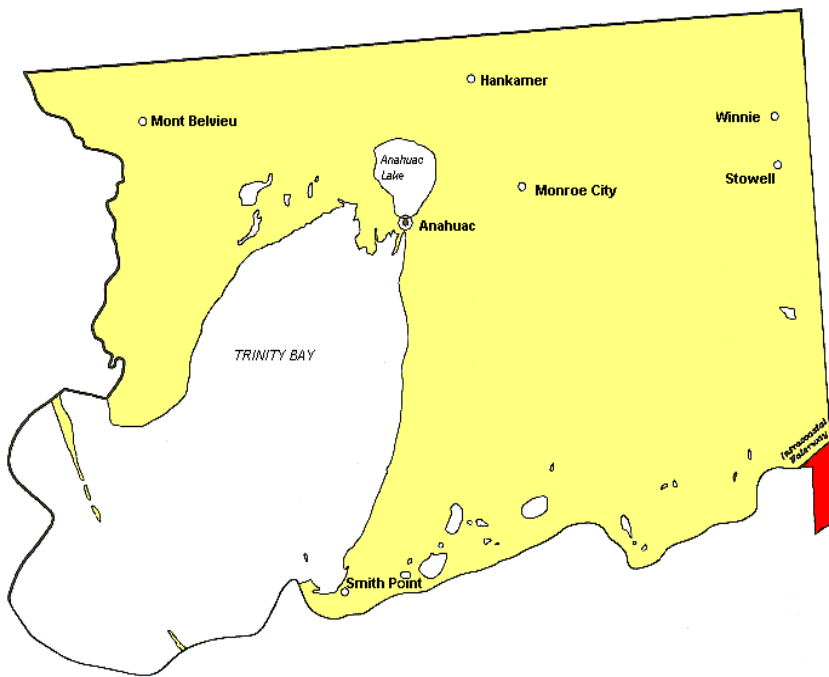
County Specific

Adopted Wind Speeds

-  Seward of Intracoastal Canal
130 mph 3-second gust design wind speed
-  Inland (I) of Intracoastal Canal
120 mph 3-second gust design wind speed
-  Inland (II) of Intracoastal Canal
110 mph 3-second gust design wind speed

- Chambers County




- Galveston County



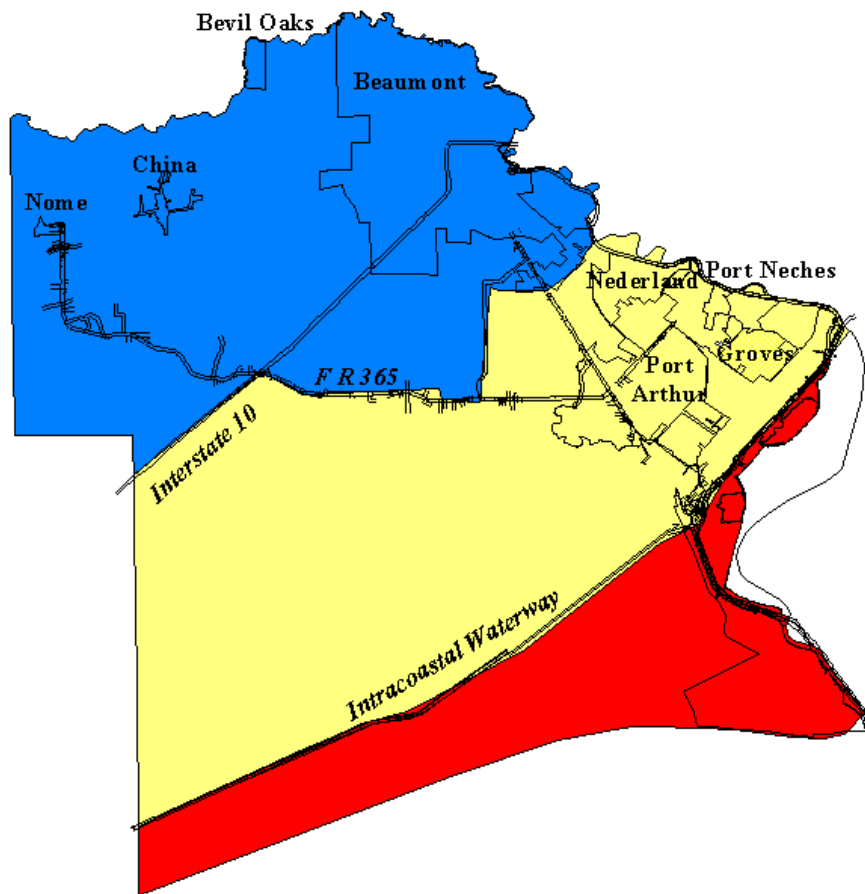
For reference only. Please consult local code officials for specific code requirements prior to ordering product.

County Specific

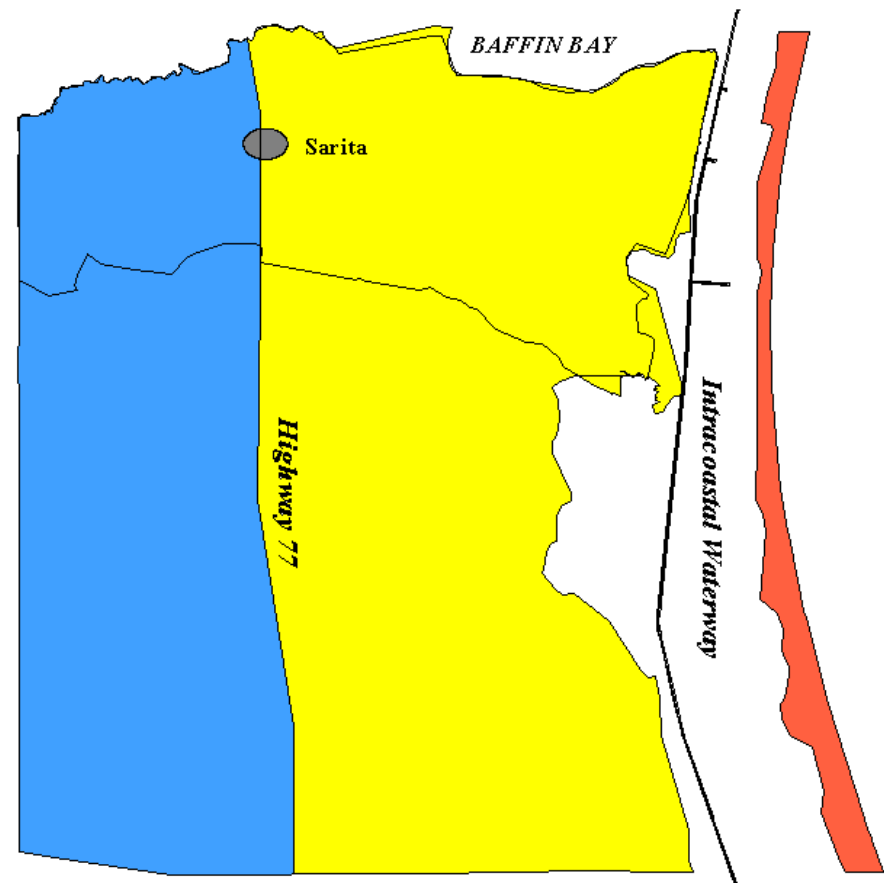
Adopted Wind Speeds

-  Seaward of Intracoastal Canal
130 mph 3-second gust design wind speed
-  Inland (I) of Intracoastal Canal
120 mph 3-second gust design wind speed
-  Inland (II) of Intracoastal Canal
110 mph 3-second gust design wind speed

- Jefferson County






- Kenedy County



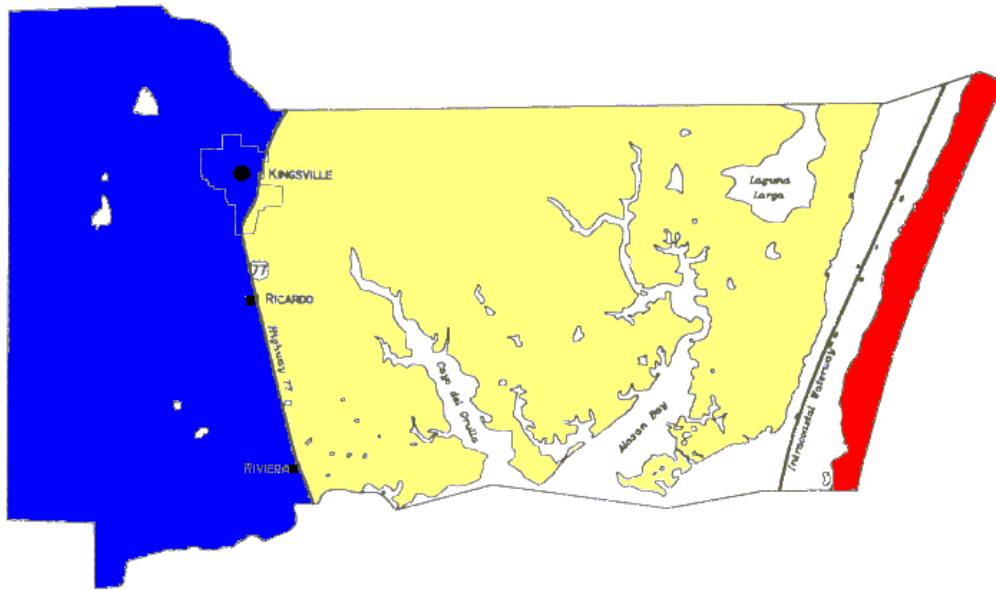
For reference only. Please consult local code officials for specific code requirements prior to ordering product.

County Specific

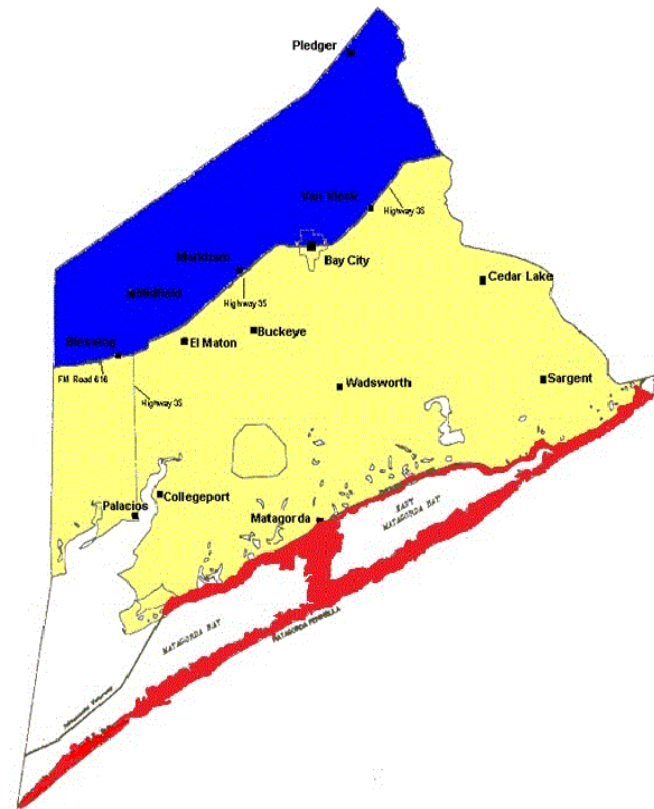
Adopted Wind Speeds

-  Seward of Intracoastal Canal
130 mph 3-second gust design wind speed
-  Inland (I) of Intracoastal Canal
120 mph 3-second gust design wind speed
-  Inland (II) of Intracoastal Canal
110 mph 3-second gust design wind speed

- Kleberg County






- Matagorda County



For reference only. Please consult local code officials for specific code requirements prior to ordering product.

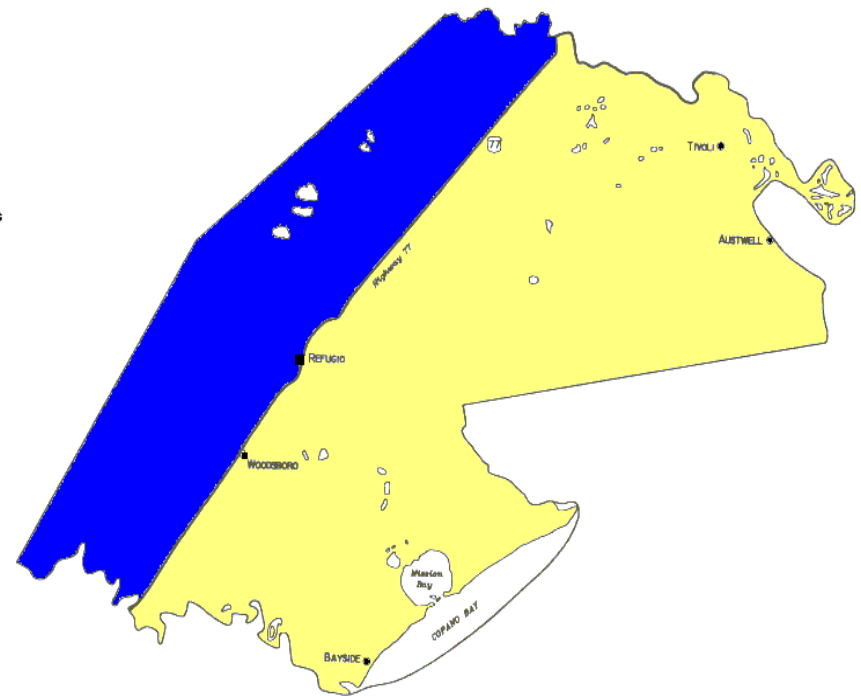
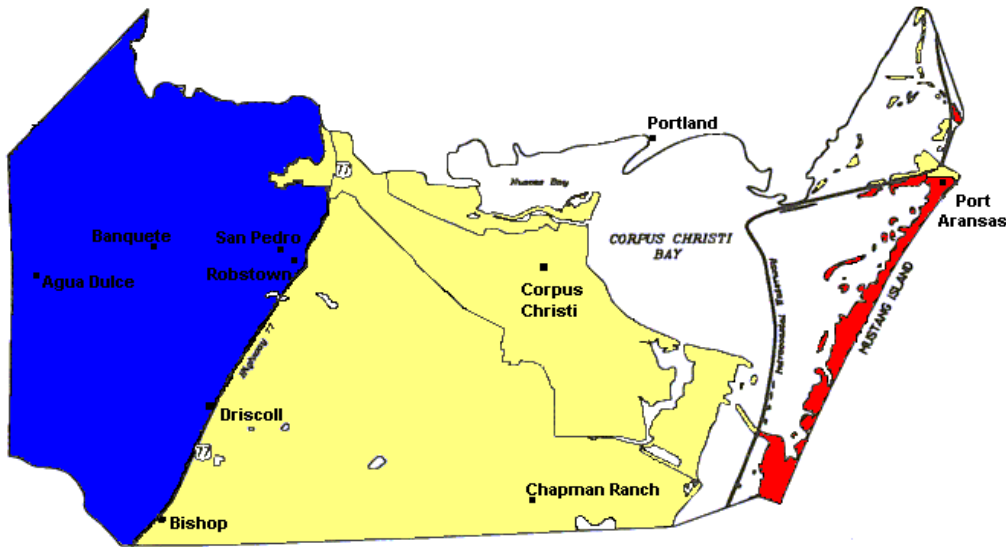
County Specific

Adopted Wind Speeds

-  Seaward of Intracoastal Canal
130 mph 3-second gust design wind speed
-  Inland (I) of Intracoastal Canal
120 mph 3-second gust design wind speed
-  Inland (II) of Intracoastal Canal
110 mph 3-second gust design wind speed

- Nueces County




- Refugio County



For reference only. Please consult local code officials for specific code requirements prior to ordering product.

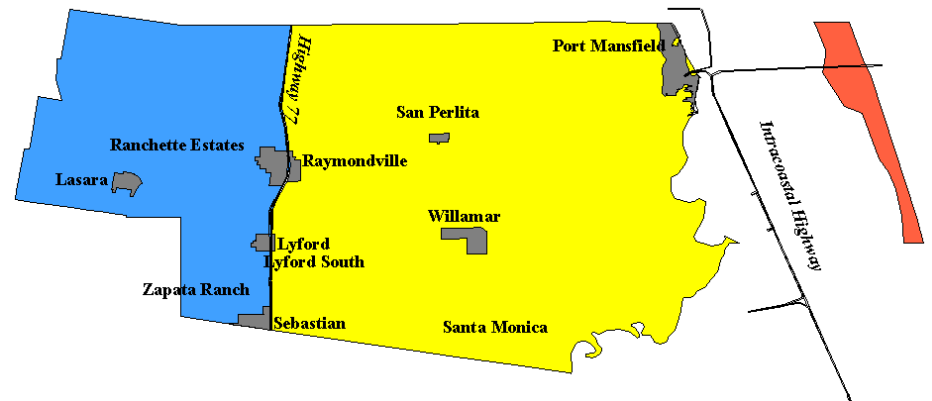
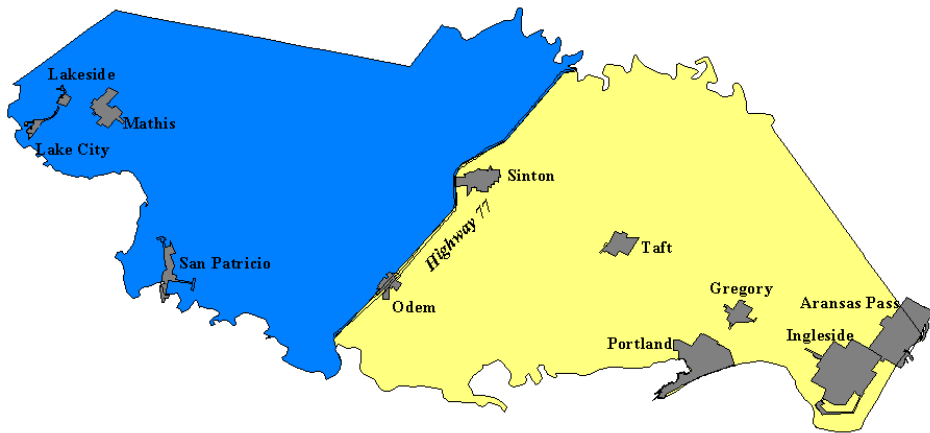
County Specific

Adopted Wind Speeds

-  Seward of Intracoastal Canal
130 mph 3-second gust design wind speed
-  Inland (I) of Intracoastal Canal
120 mph 3-second gust design wind speed
-  Inland (II) of Intracoastal Canal
110 mph 3-second gust design wind speed

- San Patricio County

- Willacy County



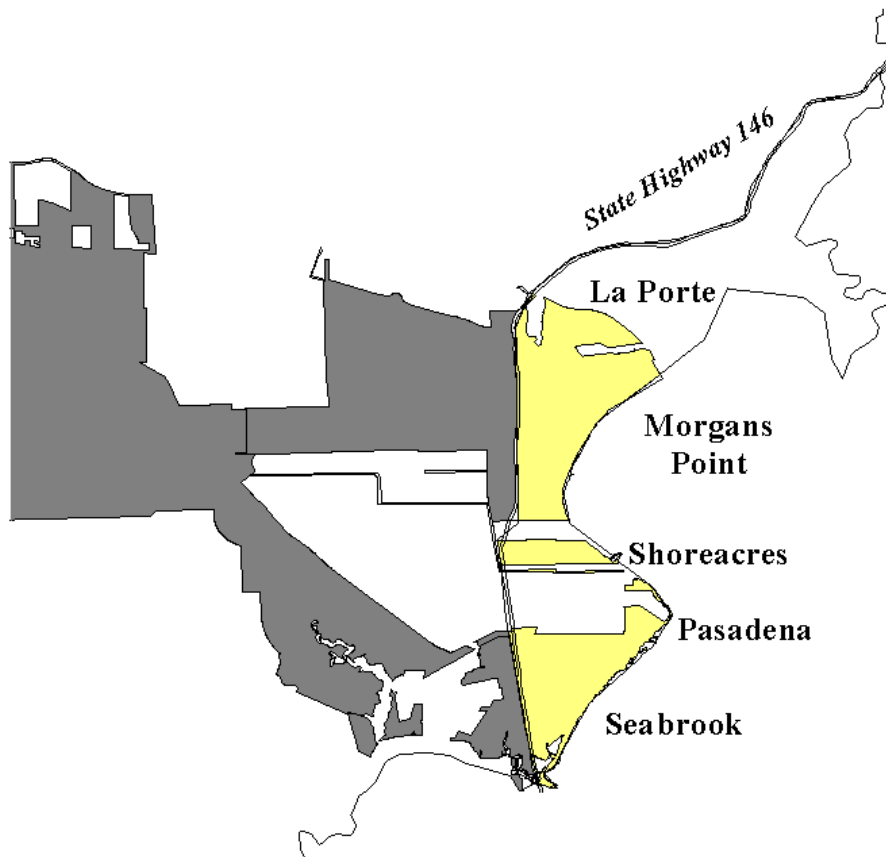
For reference only. Please consult local code officials for specific code requirements prior to ordering product.

County Specific

Adopted Wind Speeds

- Seaward of Intracoastal Canal
130 mph 3-second gust design wind speed
- Inland (I) of Intracoastal Canal
120 mph 3-second gust design wind speed
- Inland (II) of Intracoastal Canal
110 mph 3-second gust design wind speed

- Harris County



For reference only. Please consult local code officials for specific code requirements prior to ordering product.

Why impact windows over storm shutters?

- Impact windows . . .
 - Provide constant protection 24/7
 - Better home aesthetics
 - One-time installation
 - No storage issues
 - Allows light into the structure during a storm
 - Provides additional security from theft or break-in



For reference only. Please consult local code officials for specific code requirements prior to ordering product.

Why impact windows over storm shutters?

- Storm shutters . . .
 - Must be installed prior to the storms arrival and removed after the storm passes
 - Must be stored when not in use
 - Fastener systems detract from the homes aesthetics
 - Prevent light from entering the structure



For reference only. Please consult local code officials for specific code requirements prior to ordering product.

What if I already own storm protection?

- If you already own approved windborne debris protection, then you do not need to purchase impact windows, but they do need to meet a specific DP rating
- We offer a full assortment of high DP products that can be used with existing windborne debris protection

FAQ's

- Q: If a product is not listed on TDI, does that mean it is not acceptable?
 - A: No, this is not the case. Our products are certified and have been independently tested to meet AAMA 101, which satisfies the 2006 version of the International Building Codes (IBC), which is TDI's referenced building code. **A certified test report from an approved independent test lab.**
- Q: Are mulled window assemblies included if my windows meet TDI?
 - A: No, mulled assemblies must be evaluated separate of individual window units
- Q: Is windborne debris protection required above 60 ft.?
 - A: Windborne debris is not required above 60 ft.
- **SPECIAL NOTE:** To insure the proper products are being installed, please consult with your local code officials prior to ordering any building materials as code requirements are subject to change at any time.

For reference only. Please consult local code officials for specific code requirements prior to ordering product.